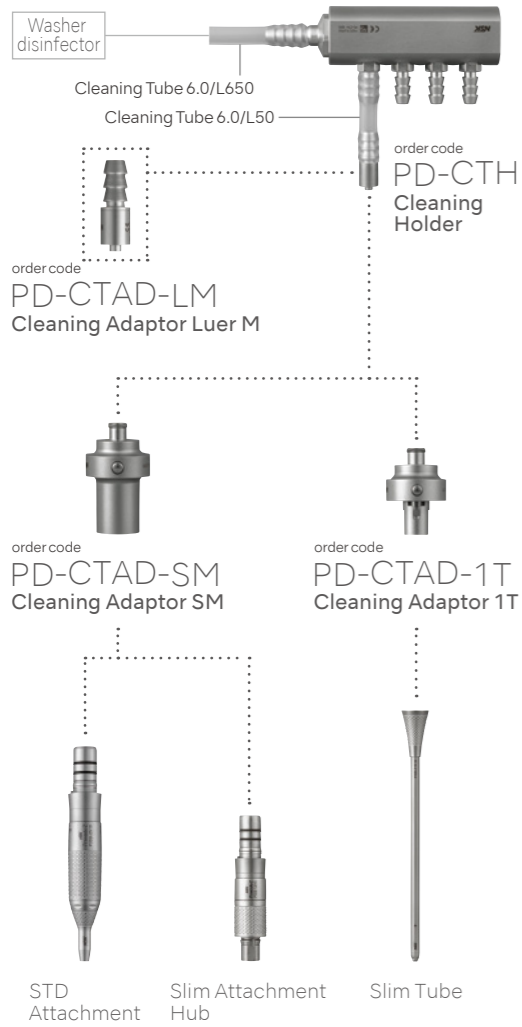
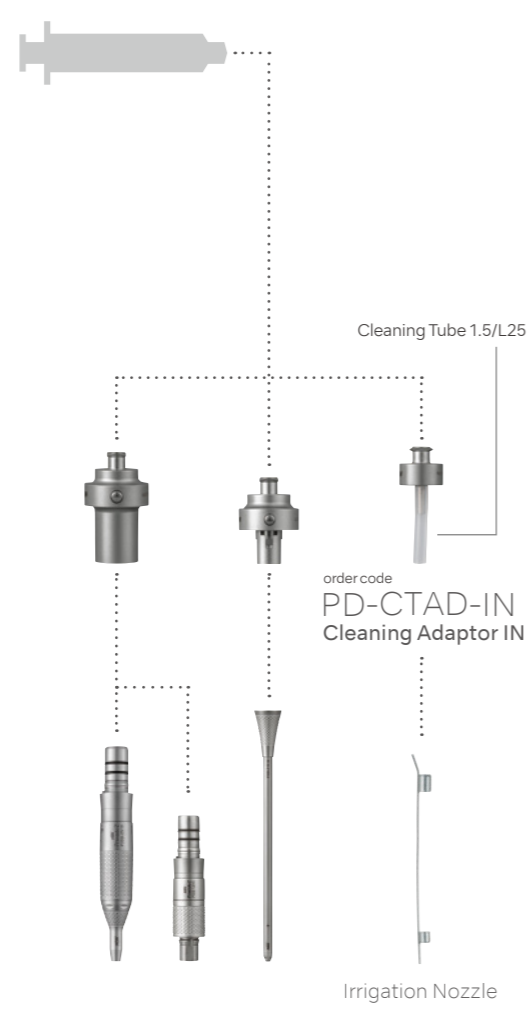


# Cleaning Tool

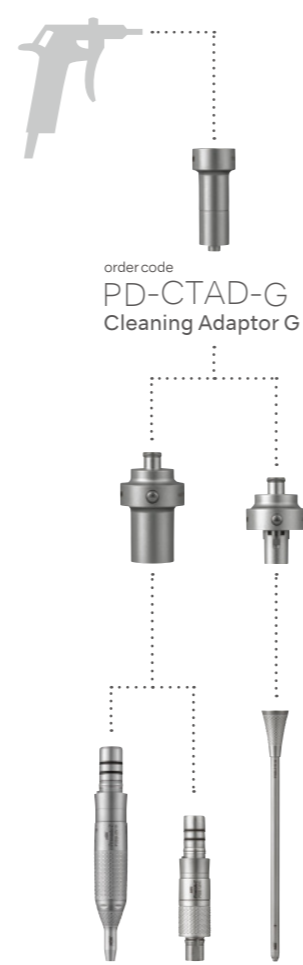
## For automated cleaning



## For manual cleaning



## For drying



## Cleaning Tube

order code  
PD-CTTU-606501  
Cleaning Tube 6.0/L650  
Supplied with Cleaning Holder PD-CTH

order code  
PD-CTTU-600504  
Cleaning Tube 6.0/L50  
Supplied with Cleaning Holder PD-CTH

order code  
PD-CTTU-150252  
Cleaning Tube 1.5/L25  
Supplied with Cleaning Adaptor IN PD-CTAD-IN

Spray Adaptor for Slim (P200-EZ-SM)

P300 Attachment

- Slim Attachment 300
- Standard Attachment 300

order code  
PD-EZ-M  
EZ Spray Adaptor

· PANA Spray Plus is not included

order code  
Z182100  
PANA SPRAY Plus

**Primado 2**  
Slim Attachment 300



# Slim Attachment 300 80,000min<sup>-1</sup>

Slim Attachment 300 is designed with new features to deliver improved visibility, smooth operation, safety, and stable rotation performance.

### Variable Exposure

- Adjustable exposure lengths of 7/9/11/13/15/17mm

### Non-Slip Surface

- Improved grip with surface etching

### Quick Joint

- Easy attachment/detachment with Quick Joint
- 16 different handpiece combinations are possible with the straight/angled hubs and variety of tubes

### Smooth Connection

- Quick Joint allows for an easy attachment-motor connection

### Accessory

- Two types of accessories can slide onto the attachment

### Tapered Tip

- Ensures better visibility and access to surgical anatomy

## Compatible with Primado 2 Control Unit and Slim Motor



order code  
**P200-CU-230**  
Primado2 Control Unit for 230V



order code  
**FC-73/FC-74**  
Primado2 Single Foot Control  
Primado2 Multi Foot Control

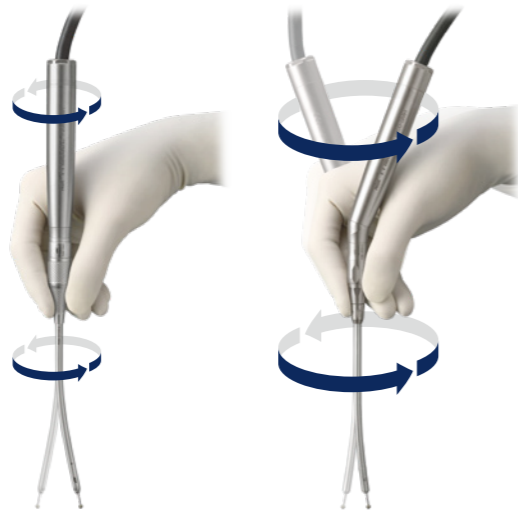


order code  
**P200-SMH-HS**  
Primado2 Slim Motor/HS  
· Hand Control Motor  
· Speed : Max. 80,000 min<sup>-1</sup>

order code  
**P200-SMH**  
Primado2 Slim Motor  
· Speed : Max. 80,000 min<sup>-1</sup>


# Operability

Straight attachment added to the product lineup.



Reduce hand fatigue with the Straight Hub.



By using a Straight Hub, surgeons can easily access a narrow space by simple rotation.



Non-slip surface etching improves grip.

# Accessibility

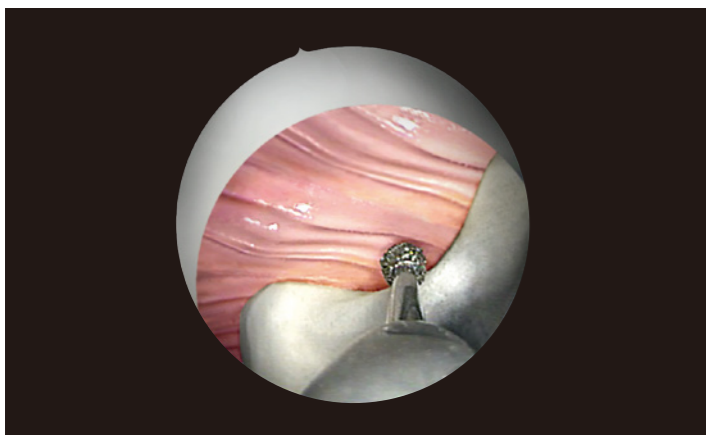
Better accessibility with the 6 exposure lengths adjusting mechanism. The length can be adjusted with the Accessory attached.



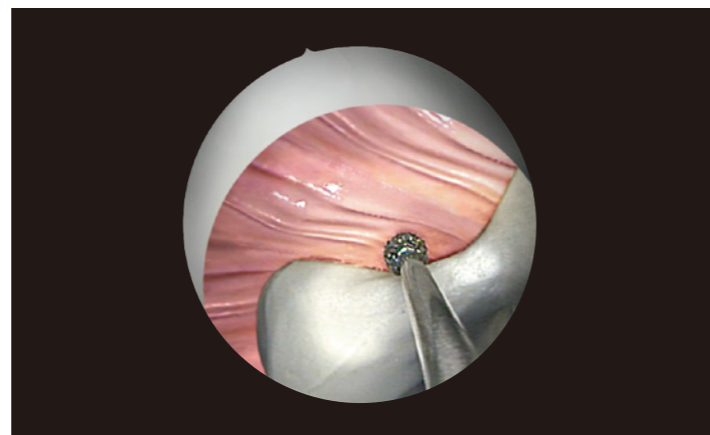
# Visibility

Visibility is improved with the tapered tip and variable exposure lengths.

exposure length 11mm



exposure length 17mm



# Lineup

Slim Attachment Hub




order code  
**P300-1AHS**  
Slim Attachment Hub/Straight



order code  
**P300-1AHA**  
Slim Attachment Hub/Angled

Slim Tube




order code  
**P300-1T110**  
Slim Tube 110



order code  
**P300-1T110-C**  
Slim Tube 110/C



order code  
**P300-1T110-PB**  
Slim Tube 110/PB




order code  
**P300-1T130**  
Slim Tube 130



order code  
**P300-1T130-C**  
Slim Tube 130/C



order code  
**P300-1T130-PB**  
Slim Tube 130/PB



order code  
**P300-1T170**  
Slim Tube 170



order code  
**P300-1T240**  
Slim Tube 240

Accessory



order code  
**P300-1T-B**  
Slim Tube Beak



order code  
**P300-1T-H**  
Slim Tube Hood

\*Cannot be used with the Irrigation Nozzle.

Irrigation Nozzle



















order code  
**P200-IN-1A155**  
For P300-1T110/P300-1T110-C/P300-1T110-PB

order code  
**P200-IN-1A175**  
For P300-1T130/P300-1T130-C/P300-1T130-PB





# Cutting Accessories for Slim Attachment 300

Cutting Accessories							Head size	Accessory	Slim Tube	Slim Attachment Hub	
R Fluted Bur	R Diamond Bur	R Coarse Diamond Bur	MH Diamond Bur	MH Coarse Diamond Bur	RT Diamond Bur	RT Coarse Diamond Bur					
order code	order code	order code	order code	order code	order code	order code	(mm) Actual size				
—	PDS-1RD110-20	PDS-1RCD110-20	PDS-1MHD110-20	—	—	—	● 2.0	 order code P300-1T-B Slim Tube Beak	<b>110 mm</b>	 order code P300-1T110 Slim Tube 110	 order code P300-1AHS Slim Attachment Hub/ Straight
PDS-1RF110-30	PDS-1RD110-30	PDS-1RCD110-30	PDS-1MHD110-30	PDS-1MHCD110-30	—	—	● 3.0	 order code P300-1T-H Slim Tube Hood	 order code P300-1T110-C Slim Tube 110/C		
PDS-1RF110-40	PDS-1RD110-40	PDS-1RCD110-40	PDS-1MHD110-40	PDS-1MHCD110-40	—	—	● 4.0	—	 order code P300-1T110-PB Slim Tube 110/PB		
—	—	—	—	—	PDS-1RTD110-45	PDS-1RTCD110-45	● 4.5	—	—		
—	—	PDS-1RCD110-50	—	—	—	—	● 5.0	—	—		
—	PDS-1RD130-20	PDS-1RCD130-20	PDS-1MHD130-20	—	—	—	● 2.0	 order code P300-1T-B Slim Tube Beak	<b>130 mm</b>	 order code P300-1T130 Slim Tube 130	
PDS-1RF130-30	PDS-1RD130-30	PDS-1RCD130-30	PDS-1MHD130-30	PDS-1MHCD130-30	—	—	● 3.0	 order code P300-1T-H Slim Tube Hood	 order code P300-1T130-C Slim Tube 130/C		
PDS-1RF130-40	PDS-1RD130-40	PDS-1RCD130-40	PDS-1MHD130-40	PDS-1MHCD130-40	—	—	● 4.0	—	 order code P300-1T130-PB Slim Tube 130/PB		
—	—	—	—	—	PDS-1RTD130-45	PDS-1RTCD130-45	● 4.5	—	—		
—	—	PDS-1RCD130-50	—	—	—	—	● 5.0	—	—		
PDS-1RF170-35	PDS-1RD170-35	PDS-1RCD170-35	—	—	—	—	● 3.5	—	<b>170 mm</b>	 order code P300-1AHA Slim Attachment Hub/ Angled	
PDS-1RF170-40	PDS-1RD170-40	PDS-1RCD170-40	—	—	—	—	● 4.0	—	 order code P300-1T170 Slim Tube 170		
—	PDS-1RD170-50	PDS-1RCD170-50	—	—	—	—	● 5.0	—	—		
—	PDS-1RD240-30	PDS-1RCD240-30	—	—	—	—	● 3.0	 order code P300-1T-B Slim Tube Beak	<b>240mm</b>	 order code P300-1T240 Slim Tube 240	
PDS-1RF240-40	PDS-1RD240-40	PDS-1RCD240-40	—	—	—	—	● 4.0	 order code P300-1T-H Slim Tube Hood	—		
—	PDS-1RD240-45	PDS-1RCD240-45	—	—	—	—	● 4.5	—	—		
—	PDS-1RD240-50	PDS-1RCD240-50	—	—	—	—	● 5.0	—	—		